



Samantha J. Brennan
Director



Joey A. Terlaje
Deputy Director

Table of Contents

About DOC.....	1
Performance.....	2
Financials.....	3
Challenges & Outlook	4

Division Heads

Col. Alan P. Borja
Prison Security Administrator

Michael P. Quinata
Chief Parole Officer

Ovita A. Nauta
Admin. Services Officer

Theresa C. Tayama
CCSD Administrator

Dr. Patricia Taimanglo, PhD.
Clinical Psychologist

In July 18, 1968, Public Law 9-208, established the Department of Corrections (DOC) within the executive branch of the Government of Guam. Through Executive Order 68-23, enacted by Governor Manuel F.L. Guerrero, the Guam Penitentiary was transferred from the Department of Public Safety to the Department of Corrections, effective November 1, 1968.



Col. Alan P. Borja
Warden

MISSION STATEMENT

The Department shall protect the public from the destructive action of law offenders through control and rehabilitation.

VISION STATEMENT

To create a balance between a prisoner's expression of his/her rights and the preservation of institutional order while providing opportunities for treatment and rehabilitation.

CORE VALUES
Correctional Excellence
Respect ~ Integrity



P.O. Box 3236
Hagatna, Guam 96932
T: (671) 735-5170
F: (671) 734-4051

TREATMENT PROGRAMS

- Anger Management
- Guam Humanities Counsel and WestCare Guam programs
- Inmate Work Programs
- GED Classes (with Guam Community College)
- Religious & Psychological Services
- Evidence Based Treatment Programs
 - Cognitive Behavioral Intervention programs: Sex offender & Core Curriculum
 - Moral Reconciliation Therapy
 - Matrix
 - Thinking for a Change
 - Residence Substance Abuse Treatment (RSAT)

RE-INTEGRATION PROGRAMS

- Work Credit Program
- Education Release Program
- Work Release Program
- GCA Trades Academy
- Prison Industry

**Recidivism Rate: 64%**

-Percentage of sentenced inmates who have a prior misdemeanor or felony conviction.
 -As of September 30, 2018.

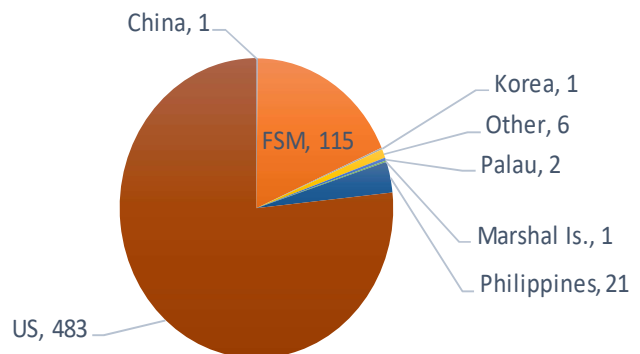
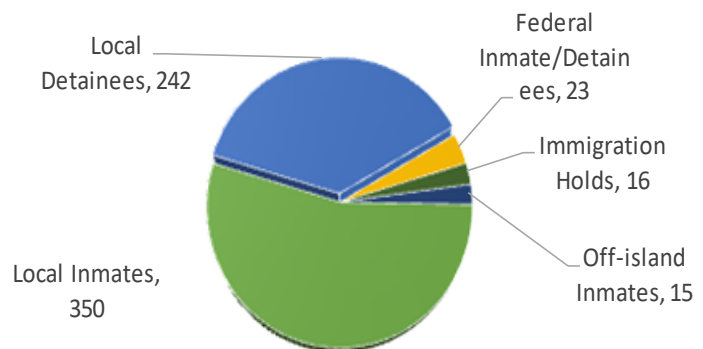
BED CAPACITY: 93.6%

-ratio of prisoners to available beds
 -utilizes programming/activity unit (Post 17) for prisoner housing. (as of 09/30/2018)

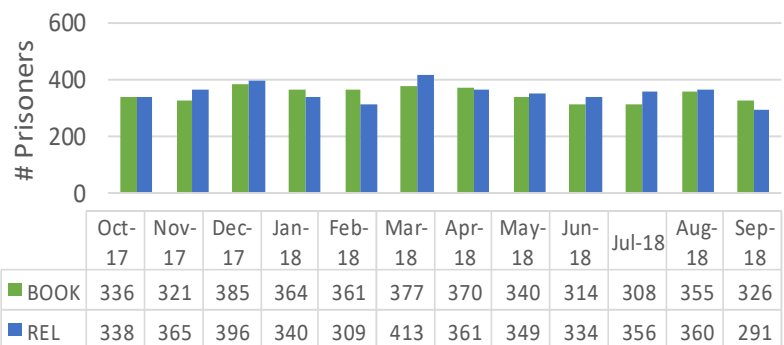
**-NOT Using Activity Unit (Post 17),
 bed capacity is 103%**

PAROLEE COUNT: 359

- Active (on island): 310
- Active (off-island): 49

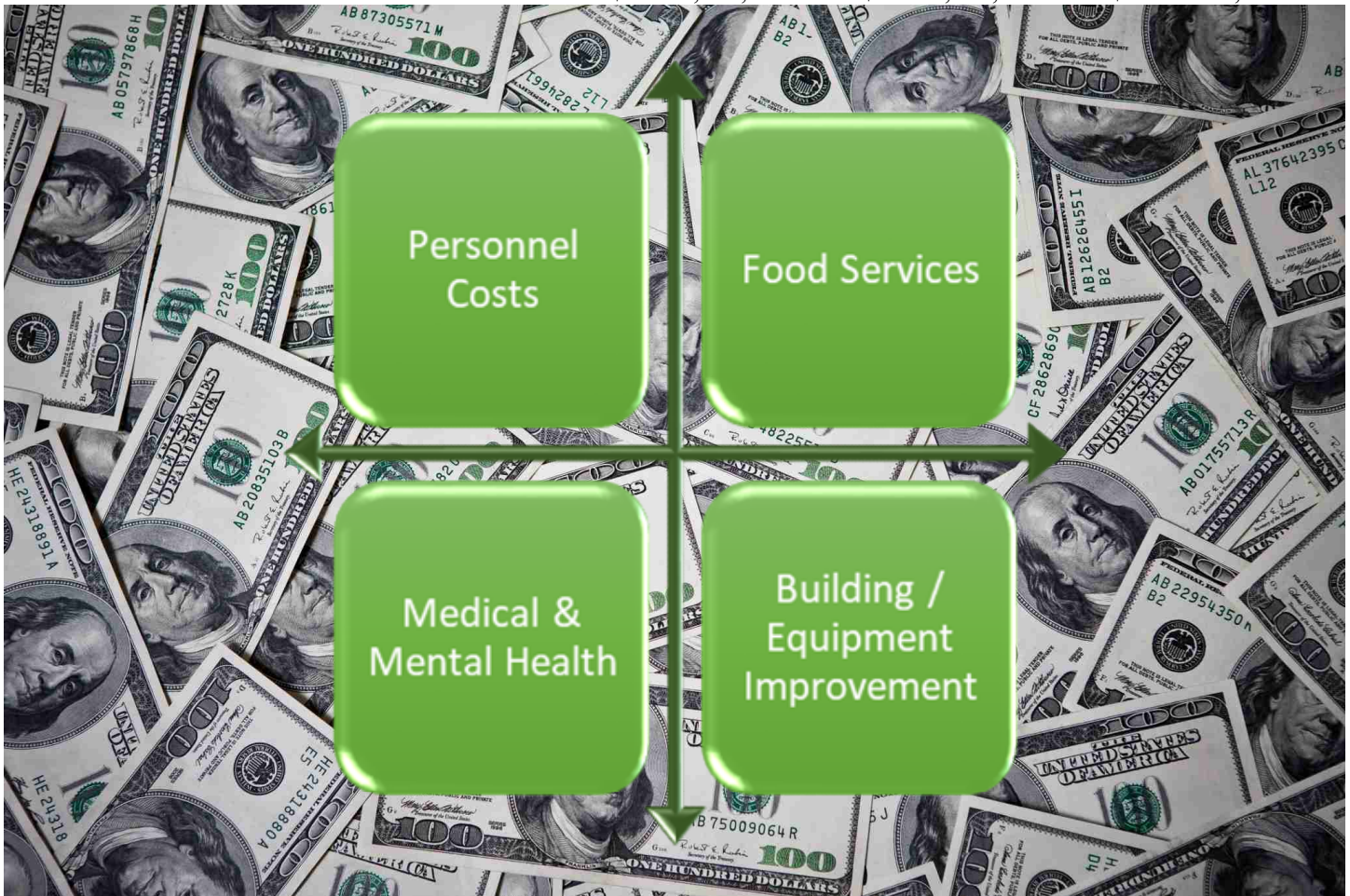
Prisoner Nationality Distribution**Prisoner Composition**

As of 09/30/2018

Prisoner Booking and Release Comparison FY 2018

BUDGET IN BRIEF: FY 2018 Revenues and Expenditures

Budgeted Amounts	Original	Actual Amounts	Variance
Office of the Director	\$ 3,644,849.00	\$ 3,457,769.49	\$ 187,079.51
Federal Bureau of Prisons	\$ 503,500.00	\$ 503,500.00	\$ 0.00
Food Services Contract	\$ 1,468,100.00	\$ 1,468,099.80	\$ 0.20
Consolidated Agreement with GMHA	\$ 650,000.00	\$ 650,000.00	\$ 0.00
Adult Correctional Facility	\$ 13,389,005.00	\$ 13,359,323.83	\$ 29,681.17
Rosario Detention Center	\$ 2,997,755.00	\$ 2,913,022.80	\$ 84,732.20
Casework and Counseling Service Division	\$ 455,003.00	\$ 369,758.11	\$ 85,244.89
Forensic Division	\$ 324,075.00	\$ 189,926.79	\$ 134,148.21
Parole Services Division	\$ 693,989.00	\$ 610,081.45	\$ 83,907.55
Cost Sharing Initiative CJIS	\$ 89,730.00	\$ 89,730.00	\$ 0.00
Safe Streets Fund— Housing for Incarcerated Persons	\$ 97,076.00	\$ 97,075.91	\$ 0.09
Corrections Revolving Fund	\$ 1,490,694.00	\$ 1,463,350.44	\$ 27,343.65
Corrections Inmate Revolving Fund	\$ 700,000.00	\$ 621,814.96	\$ 78,185.04
Total Amount	\$ 26,503,776.00	\$ 25,793,453.58	\$ 710,322.51



References:

Deloitte & Touche LLP (2018) Government of Guam: Basic Financial Statements, Additional Information and Independent Auditor's Report Year Ended September 30, 2018. Report retrieved on July 12, 2019 from <http://www.guamopa.org>.

WE WANT TO HEAR FROM YOU



We strive to equip all inmates with the adequate skills needed to be a contributing citizen of Guam.



Do you like this report? Do you believe it should include more information? Please let us know by contacting Jayna Borja at 735-5170 jayna.borja@doc.guam.gov or Ovita Nauta at 735-5171 ovita.nauta@doc.guam.gov. Complete reports on government performance and financials can be found at <http://www.guamopa.org>



CHALLENGES

- **Over population:** in recent years, the department had a surge of prisoners being confined. This led to the prisoner population going from 500 count to over 800 prisoners.
- **Antiquated buildings & need for a new facility:** Do to the increase of prisoners, buildings that were once designated for treatment and rehabilitation were converted to prisoner quarters. As a result, treatment programs are limited do to spacing.
- **Financial woes:** large funding needed to address the increase in federal mandates (prisoner health and welfare) and the shortage of staff (which causes increase in officer over time).

OUTLOOK

Moving forward, one positive step at a time:

- As a department, we are working with Superior Court to identify low risk detainees who can be safely released while going through the legal process.
- In partnership with Superior Court, treatment professionals of DOC have gone through evidence based training for risk assessments and treatment. The risk assessments helps identify the high risk offenders in need of close supervision upon release and need of treatment and programming.
- Re-habilitating housing units: in collaboration with the office of the Governor and Lt. Governor, DOC management has completed the installation of all locking devices within three housing units and continue to work on the installation of security cameras throughout the facility. Combined efforts, provides additional safety and security to staff and prisoners.
- We continue to recruit new officers and invest in the staff we currently have by brining valuable training to address prisoner safety, reduction of recidivism.
- We continue to partner with Guam Memorial Hospital and Guam Behavioral Health and Wellness Center to provide services to the prison-

